

Saint Paul Library Agency
2008 Proposed Budget

Table of Contents

	Page		
Letter of Transmittal	3	Financing Plan	35
Board of Commissioners.....	4	Spending and Personnel by Activity	36
Budget Process.....	5	Fund 966, Library Debt Service	37
Financing/Spending Summaries	6	Spending Plan.....	38
Library Overview	8	Financing Plan.....	39
Operating Funds Summary	14	Spending and Personnel by Activity	40
Spending (CTAB080-1).....	15	Appendices	
Fund Summaries		Glossary.....	44
Fund 349, PLA General Fund	16		
Spending Plan	17		
Financing Plan	18		
Spending and Personnel by Activity.....	19		
Fund 350, PLA Revenues and Grants	24		
Spending Plan	25		
Financing Plan	26		
Spending and Personnel by Activity.....	28		
Fund 363, Rella Havens Memorial Fund	33		
Spending Plan	34		

Prepared by:



Office of Financial Services
700 City Hall
15 West Kellogg Boulevard
Saint Paul, MN 55102-1658
(651) 266-8797
Website: www.ci.stpaul.mn.us

Matt Smith, Director
John Mc Carthy, Budget Analyst



Saint Paul Public Library Agency
Business Office
90 West 4th Street
Saint Paul, MN 55102-1658
(651) 266-7073
Website: www.sppl.org

Melanie Huggins, Director
Susan Cantu, Accounting Tech.



CITY OF SAINT PAUL

Christopher B. Coleman, Mayor

*390 City Hall
15 West Kellogg Boulevard
Saint Paul, Minnesota 55102*

*Telephone: (651) 266-8510
Facsimile: (651) 266-8513*

August 21, 2007

Honorable Library Agency Board Members,

I am pleased to transmit to you my 2008 budget for the Library Agency.

Let me thank you for your dedication to the people of Saint Paul, and for all the work you do to make Saint Paul a great place to live, work and play.

While this budget involves difficult decisions, I firmly believe it is an opportunity for us to transform service delivery and continue on the path of becoming the Most Livable City in America.

This budget is based on three core principles:

1. The overall city budget must be structurally balanced by 2010.
2. We will continue to deliver better service at a better price by refocusing services to meet community needs.
3. We must grow our investments in Saint Paul, by reinvesting in our neighborhoods, operating 21st century facilities and expanding the use of technology.

This Library Agency budget moves us towards the goal of achieving structural balance by 2010, it controls spending growth and it provides opportunities to reinvest in Saint Paul.

Thank you again for your leadership, support and commitment to Saint Paul. I look forward to working with you on this important budget for our great city.

Sincerely,

Christopher B. Coleman
Mayor

Saint Paul Public Library Agency

Board of Commissioners

	Term of Office	
	From	To
<u>Commissioners</u>		
Jay Benanav	January 1, 2004	December 31, 2007
Daniel Bostrom	January 1, 2004	December 31, 2007
Patrick Harris	January 1, 2004	December 31, 2007
Lee Helgen	January 1, 2004	December 31, 2007
Kathy Lantry	January 1, 2004	December 31, 2007
Debbie Montgomery	January 1, 2004	December 31, 2007
Dave Thune	January 1, 2004	December 31, 2007

Officers

Chairperson - Patrick Harris

Vice Chairperson - Kathy Lantry

Secretary/Treasurer - Lee Helgen

Budget Process

The budget process is designed to conform with state law, the city charter, and the legislative code. The process to develop the budget commences in February.

January - March

The budget for 2007 is finalized during this time. This includes preparing, printing and distributing books reflecting the 2007 adopted budget. The accounting section of the Office of Financial Services prepares the annual financial report for the previous year (2006). During this time, the “base budget” for the upcoming year (2008) is identified.

April - June

The Library Director presents a needs and resource assessment to the Library Board with priorities, no later than April 1st. Forms, instructions, printouts and the Mayor’s guidelines are distributed. These tools are used to plan for and develop the operating budget. The department management and staff identify objectives, performance indicators and the resources needed to accomplish goals. Services are reviewed to determine purpose, need and cost-saving ideas.

The department request for the 2008 budget is submitted to the Office of Financial Services in June. After that, the department’s budget is analyzed by the OFS budget staff. The Mayor meets with the Director to discuss needs, and to ensure the budget meets the service level and taxing objectives that have been established for the City.

July - September

The budget staff finalizes the Mayor’s recommendation and the Mayor’s proposed budget is produced. The Mayor then presents the recommended budget to the Library Board within one week of the deadline for the City budget presentation, as required by the city charter.

In August, the Library Board begins reviewing the Mayor’s proposed budget. The Board will hold meetings with the Director, management and staff to obtain a clear understanding of the department’s goals, service priorities and objectives that are represented in the proposed budget. As required by state law, the Library Board sets the *maximum* property tax levy in September. Governmental units can adjust budgets, resulting in property taxes that are less than, but not more than, the maximum levy.

October - December

The Library Board holds public hearings on the budget. Ramsey County mails property tax statements to property owners indicating the *maximum* amount of property taxes that the owner will be required to pay. These statements also indicate when the “Truth in Taxation” public hearings will be held. State law requires the Library Board to hold a joint meeting with the City, County and School District. This meeting is held in early December. The Library Board then adopts a recommended budget and tax levy for the Library Agency. The adopted budget represents changes made by the Library Board to the Mayor’s proposed budget. The Mayor has veto authority over the Library Board-adopted budget.

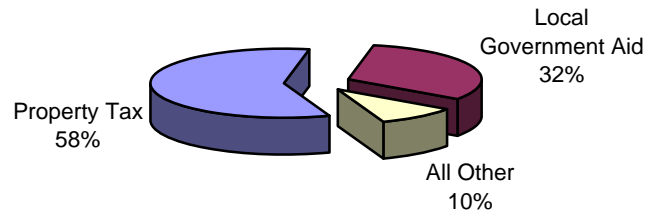
**2008 Proposed Budget for the Saint Paul Library Agency
Spending/Financing Summary**

	2007	2008	Change	
Spending:	Adopted	Proposed	Amount	Percent
Fund 349, PLA General Fund	13,924,387	14,214,090	289,703	2.1%
Fund 350, PLA-Revenues and Grants	1,362,208	1,311,568	-50,640	-3.7%
Fund 363, Rella Havens Memorial Fund	31,327	20,016	-11,311	-36.1%
Fund 934, Library Capital Projects	487,527	0	-487,527	-100.0%
Fund 966, Library Debt Service Fund	3,193,699	3,122,736	-70,963	-2.2%
	<u>18,999,148</u>	<u>18,668,410</u>	<u>-330,738</u>	-1.7%
Financing:				
Property tax/market value credit-Fund #349 financing	8,922,742	8,263,971	-658,771	-7.4%
Property tax/market value credit-Fund #966 financing (Subtotal = \$11,654,166, \$10,926,932) ¹	2,731,424	2,662,961	-68,463	-2.5%
Local Government Aid	5,321,472	5,950,119	628,647	11.8%
MELSA	71,250	71,250	0	0.0%
Friends of the Library Contributions	468,223	547,856	79,633	17.0%
Use of Fund Balance	605,602	539,775	-65,827	-10.9%
All Other	878,435	632,478	-245,957	-28.0%
Total Library Financing	<u>18,999,148</u>	<u>18,668,410</u>	<u>-330,738</u>	-1.7%

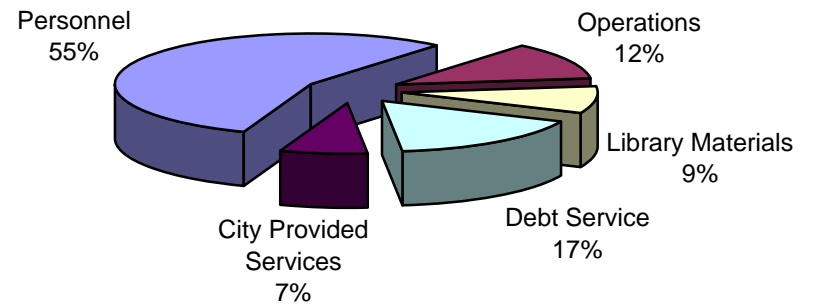
¹Actual property tax financing available, does not include shrinkage allowance.

Summary - Spending and Financing

2008 Revenue By Source

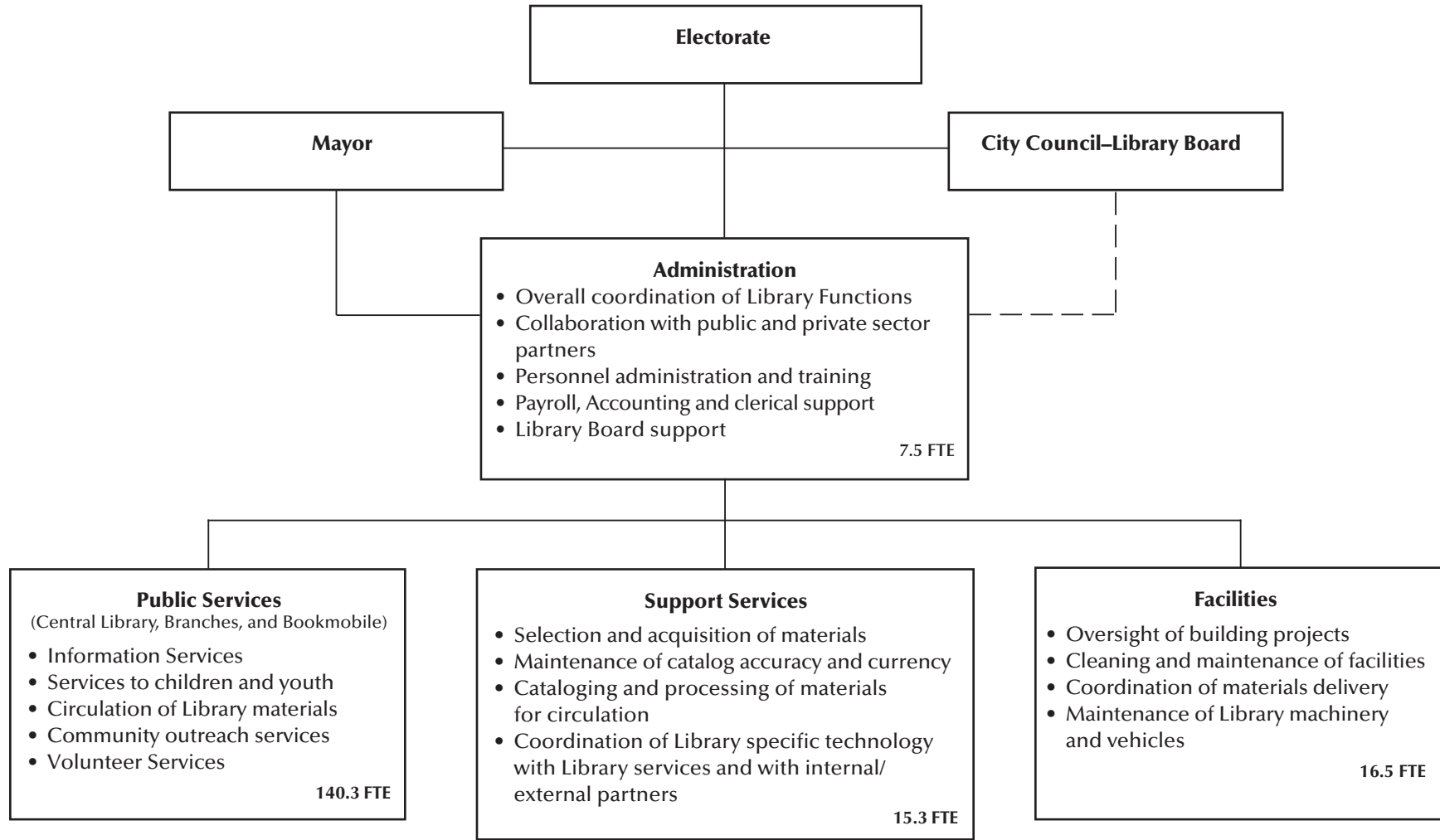


2008 Spending By Type



Saint Paul Public Library Agency

The mission of the Saint Paul Public Library Agency is to anticipate and respond to the community's need for information; to facilitate lifelong learning; to stimulate and nurture a desire to read in young people; to provide reading materials to meet the interest of all ages; and to enrich the quality of life in the community.



(Total 179.6 FTEs)

About the Saint Paul Public Library

What We Do (Description of Services)

The Saint Paul Public Library exists to anticipate and respond to the community's need for information; to facilitate lifelong learning; to stimulate and nurture a desire to read in young people; to provide reading materials to meet the interests of all ages; and to enrich the quality of life in the community. There are five "Focus Areas" that will guide our work and allocation of resources through 2010.

FOCUS AREA: CHILDREN AND YOUTH

To ensure that young children acquire the skills they need to become readers and to support the educational pursuits and personal growth of students.

FOCUS AREA: COMMUNITY COLLABORATIONS

To increase the reach and capacity of library services by partnering with organizations or businesses that support the lifelong learning needs of citizens.

FOCUS AREA: CUSTOMER-DRIVEN SERVICES

To ensure that library services are relevant and reflect the needs of the citizens of Saint Paul; to provide opportunities for customers to directly respond to and be a part of the direction of the library.

FOCUS AREA: NEW AND ENHANCED TECHNOLOGY

To be the organization in Saint Paul that makes the most innovative and effective use of technology; to ensure that technology is used to increase access to information.

FOCUS AREA: COMMUNICATION

To increase our visibility in the community so that all Saint Paul citizens know what the Library has to offer, where the Library's facilities and services are located, and how we enhance the quality of life in the city. Library staff will understand and be an active part of communication strategies that serve to make us a more efficient organization, to increase the public awareness of our value, and that create an empowered library workforce and customer.

2006-2007 Accomplishments

FOCUS AREA: CHILDREN AND YOUTH

- Early Literacy Together luncheon for area educators
- "Blast Off to Kindergarten" website and community awareness campaign ready to launch for 07 school year

FOCUS AREA: COMMUNITY COLLABORATIONS

- Program partnership with Ordway
- Participation in "Art Crawl"
- Facilities planning with Parks and Recreation, Minnesota Children's Museum, and Merrick Community Center
- Partnering with Prevent Child Abuse MN and Junior League on program targeting 4-year-olds

FOCUS AREA: CUSTOMER-DRIVEN SERVICES

- Payment by credit card initiated in libraries and online
- 6 new library cards available to customers
- Self-check successfully introduced at Highland, to be extended to all agencies
- Public survey about library hours and services in development

FOCUS AREA: NEW AND ENHANCED TECHNOLOGY

- Wi-fi installed in all libraries
- Beginning the digitization of rare historical documents
- Investigating the development of a city-wide training program for staff on using new technologies

FOCUS AREA: COMMUNICATION

- Marketing, Events and Public Relations Coordinator position filled
- 125th anniversary celebrations in all agencies
- "SPI News," a quarterly news update on strategic plan implementation, sent to all staff
- A budget implementation process that provides for greater input by all staff initiated

Statistical Profile

• Number of library card holders	302,584
• Visits to library by customers	2,438,589
• Number of materials checked out	3,394,664
• Number of log-ons to electronic databases	1,317,108
• Number of external, virtual visits to resources	1,333,317

Key Performance Measures

Performance Objective: In every neighborhood of the city, serve as a community destination for materials, services and programs.				
Performance Indicator: Number of visits by individuals to library agencies, including the number of Internet users, and the number of people attending adult and juvenile programs.				
MEASURES:	2005 Actual	2006 Actual	2007 Estimated	2008 Projected
Number of people visiting libraries	2,330,240	2,438,589	2,560,000	2,688,000
Number of people using the Internet	353,416	382,799	385,000	388,000
Number of people attending adult and juvenile programs	79,936	80,373	81,000	82,000

Performance Objective: Provide books and other library materials that library users want to check out.				
Performance Indicator: Number of items checked out during the year				
MEASURES:	2005 Actual	2006 Actual	2007 Estimated	2008 Projected
Number of items checked out	3,339,830	3,394,664	3,400,000	3,450,000

Performance Objective: Provide library users with access to information from their homes, schools and workplaces				
Performance Indicator: Number of external virtual visits to networked library resources				
MEASURES:	2005 Actual	2006 Actual	2007 Estimated	2008 Projected
Number of external virtual visits to networked library resources		1,333,317	1,500,000	1,700,000

Performance Objective: Provide library users with easy access to the holdings of all the library's materials, whatever their location.				
Performance Indicator: Number of electronic reserves placed on library materials				
MEASURES:	2005 Actual	2006 Actual	2007 Estimated	2008 Projected
Number of electronic reserves places on library materials	516,311	560,120	560,000	560,000

Performance Objective: Provide members of the public with the information they need for their work, school and life.				
Performance Indicator: Number of reference transactions conducted by library staff				
MEASURES:	2005 Actual	2006 Actual	2007 Estimated	2008 Projected
Number of reference transactions (2005 numbers not reported, because of computation errors in recording software)	NA	436,800	436,800	436,800

2008 Budget Plan

2008 Priorities

Focus Area: Children and Youth

- To expand the level of outreach to non-English speaking families.
- To increase the number of staff with expertise in the area of early literacy and early childhood programs and services.
- To build upon the “Early Literacy Together” sessions with early literacy partners.

Focus Area: Community Collaborations

- To expand “Blast Off to Kindergarten” partnership with Saint Paul Public Schools to include events and programs for child care providers and parents.
- To continue to work with providers of adult basic education services and job skills classes to expand the capacity of the library to provide services in these areas.

Focus Area: Customer-Driven Services

- To provide more ways for the community to directly impact service decisions and to make recommendations about improvements they would like to see.
- To develop and implement enhanced programs and services that target the needs of older adults.

Focus Area: New and Enhanced Technology

- To create and implement a “Learning 2.0” curriculum for library and city staff that ensures staff has the knowledge of the technology needed to be successful in our work.
- To launch a new and enhanced library web site.

Focus Area: Communication

- To increase the budget and support for marketing and promotions efforts.

2008 Budget Explanation

Base Adjustments

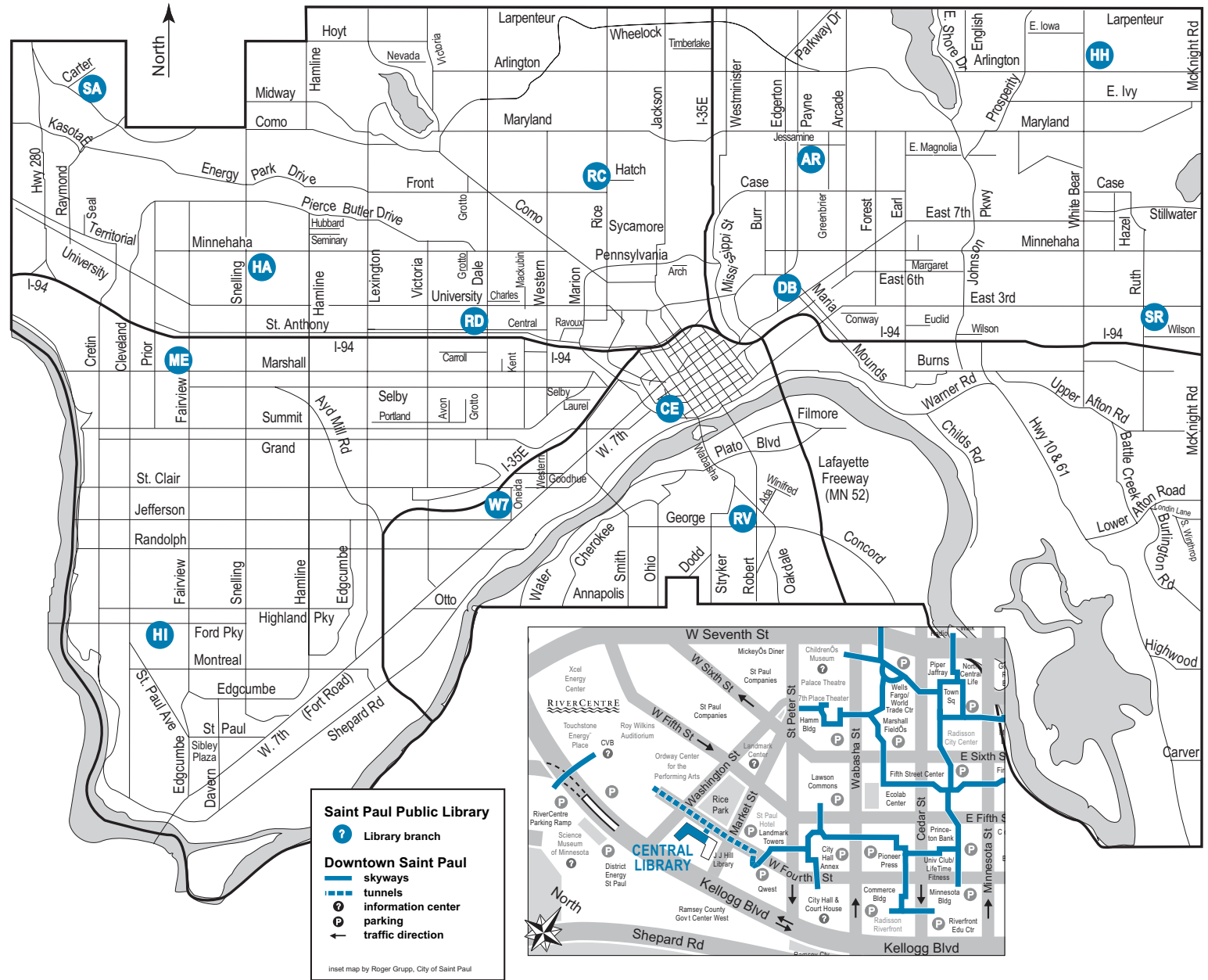
The 2007 adopted budget was adjusted to set the budget base for 2008. The base includes the anticipated growth in salaries and fringes for 2008 for employees related to the bargaining process. It also includes 2.5% inflation growth on services and 3% on goods and materials.

Mayor’s Recommendations

The Library Agency’s proposed budget for 2008 is \$18,668,410, which is a decrease of \$330,738 from the 2007 adopted budget. The proposed budget includes a plan to restructure hours at some library branches, while maintaining the same number of hours libraries are open city-wide. The proposed reallocation of hours will result in ongoing savings of \$190,741. Other spending changes in the proposed budget include: the creation of a new library aide/shelver position that will result in \$41,659 in savings; and upgrading clerical titles for a cost of \$112,156. The proposed budget also transfers \$115,000 in materials spending and \$30,000 in printing and promotions spending to special funds. Cultural STAR grants will be pursued to finance this new special fund spending.

The Proposed PLA General Fund Budget results in a decrease of 4 Library FTEs. This change is primarily due to the proposal to restructure branch hours, a reduction of 3 FTE. An additional 3 FTEs that were in special funds have been eliminated bringing the total number of FTEs to 179.6.

- AR** **Arlington Hills**
1105 Greenbrier St. 55106
- CE** **Central Library**
90 W. Fourth St. 55102
- DB** **Dayton's Bluff**
645 E. Seventh St. 55106
- HA** **Hamline Midway**
1558 W. Minnehaha Ave. 55104
- HH** **Hayden Heights**
1456 White Bear Ave. 55106
- HI** **Highland Park**
1974 Ford Pkwy. 55116
- ME** **Merriam Park**
1831 Marshall Ave. 55104
- RV** **Rice Street**
1011 Rice St. 55117
- RC** **Riverview**
1 E. George St. 55107
- RD** **Rondo Community Outreach**
461 N. Dale St. 55103
- SA** **Saint Anthony Park**
2245 Como Ave. 55108
- SR** **Sun Ray**
2105 Wilson Ave. 55119
- W7** **West Seventh**
265 Oneida St. 55102



Libraries

Department/Office Director: **MELANIE HUGGINS**

	2005 2nd Prior Exp. & Enc.	2006 Last Year Exp. & Enc.	2007 Adopted	2008 Mayor's Proposed	Change from 2007 Adopted
<u>Spending By Unit</u>					
349 PUBLIC LIBRARY AGENCY GENERAL FUND	12,769,481	13,427,209	13,924,387	14,214,090	289,703
350 PLA REVENUES AND GRANTS	1,232,622	2,273,048	1,362,208	1,311,568	-50,640
363 RELLA HAVENS MEMORIAL FUND	15,201	16	31,327	20,016	-11,311
934 LIBRARY AGENCY CAPITAL PROJECTS	4,084,928	4,442,216	487,527	0	-487,527
966 LIBRARY AGENCY DEBT SERVICE	2,830,690	2,578,713	3,193,699	3,122,736	-70,963
Total Spending by Unit	20,932,922	22,721,202	18,999,148	18,668,410	-330,738
<u>Spending By Major Object</u>					
SALARIES	6,925,462	7,212,398	7,880,727	7,772,782	-107,945
SERVICES	2,057,220	1,710,824	1,764,892	1,919,859	154,967
MATERIALS AND SUPPLIES	2,683,105	3,096,618	2,435,160	2,539,117	103,957
EMPLOYER FRINGE BENEFITS	2,246,713	2,375,816	2,562,758	2,590,638	27,880
MISC TRANSFER CONTINGENCY ETC	2,440,265	3,524,851	2,513,140	2,456,691	-56,449
DEBT	528,550	528,550	1,188,825	1,181,825	-7,000
STREET SEWER BRIDGE ETC IMPROVEMENT					
EQUIPMENT LAND AND BUILDINGS	4,051,607	4,272,145	653,646	207,498	-446,148
Total Spending by Object	20,932,922	22,721,202	18,999,148	18,668,410	-330,738
Percent Change from Previous Year		8.5%	-16.4%	-1.7%	
<u>Financing By Major Object</u>					
GENERAL FUND					
SPECIAL FUND					
TAXES	9,476,140	9,946,506	11,034,884	10,481,627	-553,257
LICENSES AND PERMITS					
INTERGOVERNMENTAL REVENUE	5,903,344	5,758,850	6,117,004	6,539,497	422,493
FEES, SALES AND SERVICES	60,064	59,911	76,400	58,700	-17,700
ENTERPRISE AND UTILITY REVENUES					
MISCELLANEOUS REVENUE	1,273,696	1,419,287	1,165,258	1,048,811	-116,447
TRANSFERS	105,000	1,052,440			
FUND BALANCES			605,602	539,775	-65,827
Total Financing by Object	16,818,244	18,236,994	18,999,148	18,668,410	-330,738
Percent Change from Previous Year		8.4%	4.2%	-1.7%	

All Operating Funds Summary

City of Saint Paul
2008 Major Unit Spending Plan by Division and Fund
Mayor's Proposed Budget

Department: **LIBRARIES**

Director: MELANIE HUGGINS

Mission:

THE MISSION OF THE SAINT PAUL LIBRARY IS TO ANTICIPATE AND RESPOND TO THE COMMUNITY'S NEED FOR INFORMATION; TO FACILITATE LIFELONG LEARNING; TO STIMULATE AND NURTURE A DESIRE TO READ IN YOUNG PEOPLE; TO PROVIDE READING MATERIALS TO MEET THE INTERESTS OF ALL AGES; AND TO ENRICH THE QUALITY OF LIFE IN THE COMMUNITY; THE LIBRARY ACHIEVES ITS MISSION BY COLLECTING, ORGANIZING AND PROVIDING MATERIALS AND INFORMATION SERVICES.

Services:

THE LIBRARY OFFERS A FULL RANGE OF SERVICE USUALLY PROVIDED BY A PUBLIC LIBRARY INCLUDING THE CIRCULATION OF MATERIALS, REFERENCE AND INFORMATION. IT EXISTS TO MEET THE INFORMATIONAL AND EDUCATIONAL NEEDS OF ALL RESIDENTS OF SAINT PAUL AND TO PROVIDE PHYSICAL FACILITIES FOR REFERENCE, RESEARCH, AND MEETINGS. IN ADDITION TO ITS OWN RESOURCES, THE LIBRARY PROVIDES ACCESS TO OTHER RESOURCES THROUGH REFERRAL, NETWORKS AND COOPERATIVE ARRANGEMENTS.

Department Spending Plan by Type of Expenditure	2005 2nd Prior Exp. & Enc.	2006 Last Year Exp. & Enc.	2007 Adopted	2008 Mayor's Proposed	Changes from Amount	2007 Percent
Total General Fund	0	0	0	0	0	0.0%
Percent Change from Previous Year		0.0%	0.0%			
349 PUBLIC LIBRARY AGENCY GENERAL FUND	12,769,481	13,427,209	13,924,387	14,214,090	289,703	2.1%
350 PLA REVENUES AND GRANTS	1,232,622	2,273,048	1,362,208	1,311,568	-50,640	-3.7%
363 RELLA HAVENS MEMORIAL FUND	15,201	16	31,327	20,016	-11,311	-36.1%
934 LIBRARY AGENCY CAPITAL PROJECTS	4,084,928	4,442,216	487,527	0	-487,527	-100.0%
966 LIBRARY AGENCY DEBT SERVICE	2,830,690	2,578,713	3,193,699	3,122,736	-70,963	-2.2%
Total Special Fund	20,932,922	22,721,202	18,999,148	18,668,410	-330,738	-1.7%
Percent Change from Previous Year		8.5%	-16.4%			
Authorized Work Force (FTE's)						
SPECIAL FUND	180.8	189.3	186.6	179.6	-7.0	-3.8%
Total Personnel	180.8	189.3	186.6	179.6	-7.0	-3.8%
Percent Change from Previous Year		4.7%	-1.4%			

Fund 349, PLA General Fund

City of Saint Paul 2008 Budget Fund Spending Plan Summary Mayor's Proposed Budget

Fund: **349 PUBLIC LIBRARY AGENCY GENERAL FUND**

Fund Manager: MELANIE HUGGINS

Department: **11 LIBRARIES**

Department Director: MELANIE HUGGINS

Fund Purpose:
TO ACCOUNT FOR SPENDING AND FINANCING ASSOCIATED WITH THE SAINT PAUL LIBRARY AGENCY IN ORDER TO PROVIDE A FULL RANGE OF LIBRARY SERVICES. THIS FUND REFLECTS THE MAIN OPERATIONS OF THE LIBRARY FUNDED WITH PROPERTY TAX AND LOCAL GOVERNMENT AID.

	Spending Amount					Personnel FTE/Amount (salary+Allowance+Negotiated Increase)							
	2005	2006	2007	2008		2005	2006	2007	2008		Change from		
	2nd Prior Exp. & Enc.	Last Year Exp. & Enc.	Adopted	Amount	Change/Percent	Authorized FTE	FTE/Amount	Adopted FTE/Amount	FTE/Amount	Mayor's Proposed FTE/Amount	2007 FTE/Amount		
by Type of Expenditure													
SALARIES	6,781,853	7,127,141	7,590,080	7,612,725	22,645	0.3%							
SERVICES	1,889,649	1,545,673	1,568,253	1,661,407	93,154	5.9%							
MATERIALS AND SUPPLIES	1,845,360	1,951,442	1,786,666	1,842,623	55,957	3.1%							
EMPLOYER FRINGE BENEFITS	2,220,342	2,368,382	2,472,022	2,539,655	67,633	2.7%							
MISC TRANSFER CONTINGENCY ETC	32,278	420,904	507,366	514,880	7,514	1.5%							
DEBT													
STREET SEWER BRIDGE ETC IMPROVEMENT													
EQUIPMENT LAND AND BUILDINGS		13,669		42,800	42,800								
Spending Total	12,769,481	13,427,209	13,924,387	14,214,090	289,703	2.1%							
by Activity													
33450 LIBRARY ADMINISTRATION	1,237,081	1,306,961	1,169,898	1,229,803	59,905	5.1%	3.0	3.0	2.0	167,098	2.0	168,665	1,567
33451 LIBRARY SUPPORT SERVICES	2,861,235	2,961,531	2,917,522	3,000,455	82,933	2.8%	18.8	19.3	19.3	829,485	18.8	832,511	-0.5
33452 PUBLIC SERVICES, LIBRARY	6,968,950	7,344,854	7,916,262	8,011,773	95,511	1.2%	137.0	144.7	141.3	5,818,289	138.8	5,854,801	-2.5
33454 LIBRARY MAINTENANCE SERVICES	1,702,216	1,813,864	1,920,705	1,972,059	51,354	2.7%	16.8	17.5	17.5	775,208	16.5	756,748	-1.0
Fund Total	12,769,481	13,427,209	13,924,387	14,214,090	289,703	2.1%	175.6	184.5	180.1	7,590,080	176.1	7,612,725	-4.0
Percent Change from Previous Year		5.2%	3.7%				5.1%	-2.4%				-2.2%	0.3%

Financing by Major Object Code

Department: **11 LIBRARIES**

SPECIAL FUNDS

		2005 2nd Prior Exp. & Enc.	2006 Last Year Exp. & Enc.	2007 Adopted	2008 Mayor's Proposed	Change from 2007 Adopted
1001	CURRENT - TAXPAYER	5,501,203	6,071,205	8,448,603	7,927,190	-521,413
1002	FISCAL DISPARITIES	1,973,121	1,774,095			
1004	1ST YEAR DELINQUENT	35,827	142,314			
1005	2ND YEAR DELINQUENT		-4,890			
1035	EXCESS TAX INCREMENTS	32,759				
TAXES		7,542,910	7,982,724	8,448,603	7,927,190	-521,413
3401	LOCAL GOVERNMENT AID	4,966,880	4,966,915	5,001,645	5,950,119	948,474
3446	MARKET VALUE HOMESTEAD CREDIT	463,900	408,142	474,139	336,781	-137,358
3704	CITY SHARE OF RENT ST. HWY. DEPT	598	293			
INTERGOVERNMENTAL REVENUE		5,431,378	5,375,350	5,475,784	6,286,900	811,116
6905	CONTRIB. & DONATIONS - OUTSIDE	25,000				
6914	REFUNDS - JURY DUTY PAY	240	160			
6917	REFUNDS - OVERPAYMENTS		159			
6927	OTHER AGENCY SHARE OF COST	16,295	12,420			
MISCELLANEOUS REVENUE		41,535	12,739	0	0	0
9890	UNDESIGNATED FUND BALANCE					
FUND BALANCES		0	0	0	0	0
Fund Total		13,015,823	13,370,813	13,924,387	14,214,090	289,703
Department Total		<u>13,015,823</u>	<u>13,370,813</u>	<u>13,924,387</u>	<u>14,214,090</u>	<u>289,703</u>

City of Saint Paul 2008 Activity Spending Plan Summary Mayor's Proposed Budget

Activity: **33450 LIBRARY ADMINISTRATION**
 Manager: MELANIE HUGGINS

Department: **11 LIBRARIES**
 Fund: **349 PUBLIC LIBRARY AGENCY GENERAL FUND**

Activity Spending Plan by Type of Expenditure	2005 2nd Prior Exp. & Enc.	2006 Last Year Exp. & Enc.	2007 Adopted	2008 Mayor's Proposed	Changes from Amount	2007 Percent
SALARIES	181,461	225,720	167,098	168,665	1,567	0.9%
SERVICES	937,909	936,541	896,023	951,782	55,759	6.2%
MATERIALS AND SUPPLIES	60,857	71,827	54,129	54,129		
EMPLOYER FRINGE BENEFITS	56,140	72,173	51,648	53,227	1,579	3.1%
MISC TRANSFER CONTINGENCY ETC	715	700	1,000	2,000	1,000	100.0%
STREET SEWER BRIDGE ETC IMPROVEMENT						
DEBT						
EQUIPMENT LAND AND BUILDINGS						
Total Spending	1,237,081	1,306,961	1,169,898	1,229,803	59,905	5.1%
Percent Change From Previous Year		5.6%	-10.5%			

Authorized Work Force Expense/Occupation	2005		2006		2007 Adopted			2008 Mayor's Proposed			Change from 2007	
	FTE	FTE	FTE	FTE	Amount	NI	FTE	Amount	NI	FTE	Amount+NI	
0111 039A PUBLIC INFO SPEC II	1.0											
0111 167A MANAGEMENT ASST III		1.0	0.0		0	0						
0111 223B LIBRARY DIRECTOR	1.0	1.0	1.0		105,562	5,341	1.0	105,402	5,333		-168	
0111 686 ACCOUNTING TECH II PROMOTION	1.0	1.0	1.0		52,151	1,304	1.0	53,844	1,346		1,735	
					2,673	67		2,673	67		0	
Total Personnel	3.0	3.0	2.0		160,386	6,712	2.0	161,919	6,746	0.0	1,567	
Percent Change From Previous Year		0.0%	-33.3%							0.0%	0.9%	

City of Saint Paul 2008 Activity Spending Plan Summary Mayor's Proposed Budget

Activity: **33451 LIBRARY SUPPORT SERVICES**
 Manager: SUE A ELLINGWOOD

Department: **11 LIBRARIES**
 Fund: **349 PUBLIC LIBRARY AGENCY GENERAL FUND**

Activity Spending Plan by Type of Expenditure	2005 2nd Prior Exp. & Enc.	2006 Last Year Exp. & Enc.	2007 Adopted	2008 Mayor's Proposed	Changes from Amount	2007 Percent
SALARIES	747,312	777,441	829,485	832,511	3,026	0.4%
SERVICES	582,191	234,139	227,704	226,411	-1,293	-0.6%
MATERIALS AND SUPPLIES	1,280,511	1,292,199	1,120,363	1,148,363	28,000	2.5%
EMPLOYER FRINGE BENEFITS	248,971	250,208	258,957	263,818	4,861	1.9%
MISC TRANSFER CONTINGENCY ETC	2,250	393,876	481,013	486,552	5,539	1.2%
EQUIPMENT LAND AND BUILDINGS		13,669		42,800	42,800	
STREET SEWER BRIDGE ETC IMPROVEMENT DEBT						
Total Spending	2,861,235	2,961,531	2,917,522	3,000,455	82,933	2.8%
Percent Change From Previous Year		3.5%	-1.5%			

Authorized Work Force Expense/Occupation	2005 FTE	2006 FTE	2007 Adopted			2008 Mayor's Proposed			Change from 2007	
			FTE	Amount	NI	FTE	Amount	NI	FTE	Amount+NI
0111 112 CLERK II	6.5									
0111 113 CLERK III	1.0									
0111 122 CLERK-TYPIST II	2.0	2.0	2.0	65,596	1,640	2.0	67,720	1,694		2,178
0111 123 CLERK-TYPIST III	1.0	1.0	1.0	41,848	1,046	1.0	43,058	1,076		1,240
0111 167A MANAGEMENT ASST III	0.5	0.8	1.0	58,362	1,459				-1.0	-59,821
0111 178A TECHNICAL SUPPORT SERV MGR	0.5	0.5	0.5	47,736	1,193	0.5	49,117	1,228		1,416
0111 249 LIBRARIAN I	1.0	1.0	1.0	50,304	1,258	1.0	51,759	1,294		1,491
0111 250 LIBRARIAN II	1.0	1.0	1.0	64,315	1,608				-1.0	-65,923
0111 279B LIBRARY CLERK I						1.0	22,872	572	1.0	23,444
0121 279B LIBRARY CLERK I		1.3	1.3	30,626	766	1.3	31,864	796		1,268
0111 280B LIBRARY CLERK II		7.2	7.0	226,755	5,668	6.0	207,270	5,180	-1.0	-19,973
0111 281B LIBRARY CLERK III		1.0	1.0	40,946	1,024	1.0	42,131	1,053		1,214
0111 306B MKTG & PUBLIC RELATIONS MGR						1.0	61,602	1,540	1.0	63,142
0111 423A PAYROLL CLERK	1.0	1.0	1.0	44,504	1,113	1.0	47,721	1,193		3,297
0111 449A LIBRARIAN III-AFTER 7/7/88			1.0	74,119	1,853	1.0	76,263	1,907		2,198
0121 558A LIBRARY ASSOCIATE-PART TIME	1.3	0.5	0.0	0	0					
0111 561A LIBRARY ASSOCIATE	1.0	1.0	1.5	64,143	1,603	2.0	88,680	2,217	0.5	25,151
0111 803A LIBRARY INFO RESOURCE COORD	1.0	1.0								
0121 972A LIBRARY CLK (PART-TIME)	1.0									
ADJUSTMENT - WITH FRINGE							7,500			7,500
ADJUSTMENT - FULLY LOADED FRINGE							15,204			15,204
Total Personnel	18.8	19.3	19.3	809,254	20,231	18.8	812,761	19,750	-0.5	3,026
Percent Change From Previous Year		2.7%	0.0%						-2.6%	0.4%

City of Saint Paul 2008 Activity Spending Plan Summary Mayor's Proposed Budget

Activity: **33452 PUBLIC SERVICES, LIBRARY**
 Manager: SUE A ELLINGWOOD

Department: **11 LIBRARIES**
 Fund: **349 PUBLIC LIBRARY AGENCY GENERAL FUND**

Activity Spending Plan by Type of Expenditure	2005 2nd Prior Exp. & Enc.	2006 Last Year Exp. & Enc.	2007 Adopted	2008 Mayor's Proposed	Changes from Amount	2007 Percent
SALARIES	5,174,086	5,437,175	5,818,289	5,854,801	36,512	0.6%
SERVICES	109,020	115,934	132,690	130,387	-2,303	-1.7%
MATERIALS AND SUPPLIES	8,959	14,399	41,588	41,588		
EMPLOYER FRINGE BENEFITS	1,676,885	1,777,346	1,923,695	1,984,997	61,302	3.2%
MISC TRANSFER CONTINGENCY ETC						
STREET SEWER BRIDGE ETC IMPROVEMENT						
DEBT						
EQUIPMENT LAND AND BUILDINGS						
Total Spending	6,968,950	7,344,854	7,916,262	8,011,773	95,511	1.2%
Percent Change From Previous Year		5.4%	7.8%			

Authorized Work Force Expense/Occupation	2005		2006		2007 Adopted			2008 Mayor's Proposed			Change from 2007	
	FTE	FTE	FTE	Amount	NI	FTE	Amount	NI	FTE	Amount+NI		
0111 007A *LIBRARY SPECIALIST I	1.0	1.0	1.0	47,391	1,185	1.0	48,761	1,219		1,404		
0121 007A *LIBRARY SPECIALIST I	0.8	0.8	0.8	39,467	987	0.8	40,608	1,015		1,169		
0111 008A *LIBRARY SPECIALIST II	1.0	1.0										
0111 112 CLERK II	19.0											
0121 112 CLERK II	2.8											
0111 113 CLERK III	2.3											
0111 178A TECHNICAL SUPPORT SERV MGR	0.5	0.5	0.5	47,736	1,193	0.5	49,117	1,228		1,416		
0111 218B CENTRAL LIB PUB SRV COORD	1.0	1.0	1.0	90,218	2,255				-1.0	-92,473		
0111 226B CIRCULATION COORDINATOR	1.0	1.0	1.0	57,188	1,430	1.0	60,602	1,515		3,499		
0111 245B LIBRARY TRG & OD COORD/SUPV	1.0	1.0	1.0	64,496	1,612				-1.0	-66,108		
0111 249 LIBRARIAN I	12.5	12.0	12.0	607,490	15,189	12.0	620,425	15,510		13,256		
0121 249 LIBRARIAN I						0.8	39,439	986	0.8	40,425		
0111 250 LIBRARIAN II	15.5	15.0	15.0	954,919	23,875	14.0	923,563	23,084	-1.0	-32,147		
0121 279B LIBRARY CLERK I		33.7	34.0	812,198	20,305	33.6	831,352	20,786	-0.4	19,635		
0111 280B LIBRARY CLERK II		20.0	19.0	595,871	14,897	19.0	606,388	15,158		10,778		
0121 280B LIBRARY CLERK II		2.8	3.5	111,059	2,776	2.3	76,377	1,910	-1.2	-35,548		
0111 281B LIBRARY CLERK III		3.0	2.0	70,336	1,759	2.0	74,051	1,852		3,808		
0111 282B LIBRARY CLERK IV			1.0	46,784	1,170	1.0	48,289	1,207		1,542		
0111 372A *LIBRARY SPECIALIST	5.0	4.0	4.0	179,019	4,476	4.0	185,590	4,639		6,734		
0121 372A *LIBRARY SPECIALIST	3.4	2.3	2.3	97,784	2,445	2.0	89,353	2,233	-0.3	-8,643		
0111 448A LIBRARIAN III-BEFORE 7/7/88	1.0	1.0	1.0	78,427	1,961	1.0	80,696	2,017		2,325		
0111 449A LIBRARIAN III-AFTER 7/7/88	2.0	3.0	3.0	220,459	5,512	4.0	300,484	7,513	1.0	82,026		
0121 558A LIBRARY ASSOCIATE-PART TIME	15.6	21.1	17.2	628,371	15,709	20.3	781,653	19,543	3.1	157,116		
0111 561A LIBRARY ASSOCIATE	18.3	20.0	21.5	900,233	22,506	19.0	814,530	20,361	-2.5	-87,848		
0121 581A LIBRARY VOLUNTEER COORD	0.5	0.5	0.5	24,424	611	0.5	25,652	641		1,258		
0121 972A LIBRARY CLK (PART-TIME)	32.8											
SHIFT DIFFERENTIAL				17,000	425		17,000	425		0		
ADJUSTMENT				-17,802	-445		-34,326	-858		-16,937		
ADJUSTMENT							-35,750	-894		-36,644		

City of Saint Paul 2008 Activity Spending Plan Summary Mayor's Proposed Budget

Activity: 33452 PUBLIC SERVICES, LIBRARY Manager:	Department: 11 Fund: 349	LIBRARIES PUBLIC LIBRARY AGENCY GENERAL FUND
PROMOTION ADJUSTMENT - FULLY LOADED FRINGE	3,305 83	-3,388 69,857 69,857
Total Personnel	137.0 144.7 141.3 5,676,373 141,916 138.8	5,713,711 141,090 -2.5 36,512
Percent Change From Previous Year	5.6% -2.3%	-1.8% 0.6%

City of Saint Paul 2008 Activity Spending Plan Summary Mayor's Proposed Budget

Activity: **33454 LIBRARY MAINTENANCE SERVICES**
 Manager: LEE L WILLIAMSON

Department: **11 LIBRARIES**
 Fund: **349 PUBLIC LIBRARY AGENCY GENERAL FUND**

Activity Spending Plan by Type of Expenditure	2005 2nd Prior Exp. & Enc.	2006 Last Year Exp. & Enc.	2007 Adopted	2008 Mayor's Proposed	Changes from Amount	2007 Percent
SALARIES	678,995	686,805	775,208	756,748	-18,460	-2.4%
SERVICES	260,529	259,058	311,836	352,827	40,991	13.1%
MATERIALS AND SUPPLIES	495,033	573,017	570,586	598,543	27,957	4.9%
EMPLOYER FRINGE BENEFITS	238,345	268,655	237,722	237,613	-109	0.0%
MISC TRANSFER CONTINGENCY ETC	29,313	26,328	25,353	26,328	975	3.8%
EQUIPMENT LAND AND BUILDINGS						
STREET SEWER BRIDGE ETC IMPROVEMENT						
DEBT						
Total Spending	1,702,216	1,813,864	1,920,705	1,972,059	51,354	2.7%
Percent Change From Previous Year		6.6%	5.9%			

Authorized Work Force Expense/Occupation	2005		2006		2007 Adopted			2008 Mayor's Proposed			Change from 2007	
	FTE	FTE	FTE	FTE	Amount	NI	FTE	Amount	NI	FTE	Amount+NI	
0111 228B SECURITY/SAFETY OFR - LIB	1.0	1.0	1.0	1.0	38,590	965				-1.0	-39,555	
0111 231 CUSTODIAN	4.8	5.0	5.0	5.0	189,272	4,732	5.0	196,060	4,903		6,959	
0121 234 CUSTODIAN-LIGHT DUTY	2.5	2.5	2.5	2.5	63,829	1,595	2.5	67,281	1,682		3,539	
0111 605 CUSTODIAN-ENGR II-LIBRARY	7.5	7.0	7.0	7.0	311,235	7,780	7.0	319,555	7,988		8,528	
0111 625A LIBRARY FACILITIES MGR	1.0	1.0	1.0	1.0	90,218	2,255	1.0	92,828	2,321		2,676	
0111 631 CUST ENG I LIBRARY		1.0	1.0	1.0	41,050	1,026	1.0	44,100	1,103		3,127	
OVERTIME					22,108	553		18,465	462		-3,734	
Total Personnel	16.8	17.5	17.5	17.5	756,302	18,906	16.5	738,289	18,459	-1.0	-18,460	
Percent Change From Previous Year		4.2%	0.0%							-5.7%	-2.4%	

Fund 350, PLA Revenues & Grants

City of Saint Paul 2008 Budget Fund Spending Plan Summary Mayor's Proposed Budget

Fund: **350 PLA REVENUES AND GRANTS**

Fund Manager: MELANIE HUGGINS

Department: **11 LIBRARIES**

Department Director: MELANIE HUGGINS

Fund Purpose:

TO ACCOUNT FOR THE FOLLOWING REVENUE SOURCES: (1) REVENUE FROM LIBRARY FINES AND FEES (2) FUNDS RECEIVED FROM THE METROPOLITAN LIBRARY SERVICE AGENCY (MELSA) WHICH ARE STATE AND FEDERAL FUNDS FOR SPECIAL PROJECTS, INCLUDING COLLECTION DEVELOPMENT. (3) FUNDS RECEIVED FROM THE FRIENDS OF THE SAINT PAUL PUBLIC LIBRARY IN SUPPORT OF THE LIBRARY SYSTEM. (4) FUNDS FROM THE PERRIE JONES LIBRARY FUND (VIA THE FRIENDS) FOR STAFF TRAINING AND DEVELOPMENT AND COMMUNITY OUTREACH OPPORTUNITIES. (5) FUNDS RECEIVED FROM OTHER GRANTORS FOR SUPPORT AND EXPANSION OF LIBRARY SERVICES.

	Spending Amount						Personnel FTE/Amount (salary+Allowance+Negotiated Increase)					
	2005	2006	2007	2008		2005	2006	2007	2008		Change from	
	2nd Prior Exp. & Enc.	Last Year Exp. & Enc.	Adopted	Mayor's Proposed		Authorized FTE		Adopted FTE/Amount	Mayor's Proposed FTE/Amount		2007 FTE/Amount	
			Amount	Change/Percent								
by Type of Expenditure												
SALARIES	132,216	85,257	266,785	160,057	-106,728	-40.0%						
SERVICES	167,555	165,136	196,623	238,436	41,813	21.3%						
MATERIALS AND SUPPLIES	837,746	895,322	648,494	696,494	48,000	7.4%						
EMPLOYER FRINGE BENEFITS	22,580	7,434	83,287	50,983	-32,304	-38.8%						
MISC TRANSFER CONTINGENCY ETC	847	1,053,784	900	900								
DEBT												
STREET SEWER BRIDGE ETC IMPROVEMENT												
EQUIPMENT LAND AND BUILDINGS	71,679	66,115	166,119	164,698	-1,421	-0.9%						
Spending Total	1,232,622	2,273,048	1,362,208	1,311,568	-50,640	-3.7%						
by Activity												
33400 LIBRARY SPECIAL REVENUE FUND	327,258	1,024,735	0	0								
33410 LIBRARY SPECIAL REVENUE			399,642	399,642								
33420 METRO LIBRARY SERVICE AGENCY (MELSA)			171,250	171,250								
33422 FRIENDS OF THE LIBRARY			468,223	547,856	79,633	17.0%	2.5	103,083	1.5	61,540	-1.0	-41,543
33424 PERRIE JONES LIBRARY			118,093	119,997	1,904	1.6%	1.0	42,810	1.0	44,048		1,238
33446 TEACHING LEARNING LIBRARY			105,000	72,823	-32,177	-30.6%	1.5	79,254	1.0	54,469	-0.5	-24,785
33448 ARLINGTON CHILDREN STEPPING			100,000	0	-100,000	-100.0%	1.0	41,638			-1.0	-41,638
33460 METRO LIBRARY SERVICE AGENCY (MELSA)	216,015	426,035	0	0								
33462 FRIENDS OF THE LIBRARY	518,139	627,575	0	0								
33463 COMMUNITY BASED SCIENCE	7,749	2,904										
33464 PERRIE JONES LIBRARY	102,387	131,647	0	0								
33466 ST CATH TEACHING-LEARNING LIBRARY	61,074	60,153										
Fund Total	1,232,622	2,273,048	1,362,208	1,311,568	-50,640	-3.7%	6.0	266,785	3.5	160,057	-2.5	-106,728
Percent Change from Previous Year		84.4%	-40.1%								-41.7%	-40.0%

Financing by Major Object Code

Department: 11 LIBRARIES

SPECIAL FUNDS

	2005 2nd Prior Exp. & Enc.	2006 Last Year Exp. & Enc.	2007 Adopted	2008 Mayor's Proposed	Change from 2007 Adopted
3099 OTHER FED DIRECT GRANTS-IN-AID	61,074	70,059	105,000	72,823	-32,177
3199 OTHER FED DIRECT GRANTS-STATE ADMIN	20,394	5,107			
3601 MELSA	239,716	188,104	71,250	71,250	
INTERGOVERNMENTAL REVENUE	321,184	263,270	176,250	144,073	-32,177
4064 LIBRARY FEES - FILM RENTAL	592	492	1,000	1,000	
4065 LIBRARY FEES -LIB. CARD- NON RES.	120	106	200	200	
4067 LIBRARY FEES - MELSA SEARCH	1,465	739	1,500	1,500	
4068 LIBRARY FEES - N.O.C.	1,100	41	4,000	4,000	
4204 MAPS, PUBLICATIONS & REPORTS	27,010	27,022	27,000	27,000	
4299 SALES N.O.C.		57			
4306 DUPLICATING -XEROX-MULTILIT-ETC.	29,777	31,454	25,000	25,000	
FEES, SALES AND SERVICES	60,064	59,911	58,700	58,700	0
6403 LIBRARY OVERDUE FINES	259,702	273,344	223,642	275,642	52,000
6404 LIBRARY LOST AND DAMAGED FINES	34,698	39,313	55,000	55,000	
6801 RENTS	5,041	2,630	2,000	2,000	
6832 COMMISSIONS - VENDING MACHINES	346				
6901 CASH OVER OR SHORT	-567	-1,577	50	50	
6905 CONTRIB. & DONATIONS - OUTSIDE	652,424	655,587	693,816	675,353	-18,463
6915 REFUNDS - NOT OTHERWISE CLASSIFIED	28,586	8,435			
6917 REFUNDS - OVERPAYMENTS	812		750	750	
6999 OTHER MISCELLANEOUS REVENUE N.O.C.	2,274	21,221			
MISCELLANEOUS REVENUE	983,316	998,953	975,258	1,008,795	33,537
7305 TRANSFER FROM SPECIAL REVENUE FUND		1,052,440			
TRANSFERS	0	1,052,440	0	0	0
9830 USE OF FUND BALANCE			152,000	100,000	-52,000
9890 UNDESIGNATED FUND BALANCE					
FUND BALANCES	0	0	152,000	100,000	-52,000

Financing by Major Object Code

Department: **11 LIBRARIES**

SPECIAL FUNDS

	2005 2nd Prior Exp. & Enc.	2006 Last Year Exp. & Enc.	2007 Adopted	2008 Mayor's Proposed	Change from 2007 Adopted
Fund Total	1,364,564	2,374,574	1,362,208	1,311,568	-50,640

<u>Department Total</u>	<u>1,364,564</u>	<u>2,374,574</u>	<u>1,362,208</u>	<u>1,311,568</u>	<u>-50,640</u>
--------------------------------	-------------------------	-------------------------	-------------------------	-------------------------	-----------------------

City of Saint Paul 2008 Activity Spending Plan Summary Mayor's Proposed Budget

Activity: **33410 LIBRARY SPECIAL REVENUE**
 Manager: MELANIE HUGGINS

Department: **11 LIBRARIES**
 Fund: **350 PLA REVENUES AND GRANTS**

Activity Spending Plan by Type of Expenditure	2005 2nd Prior Exp. & Enc.	2006 Last Year Exp. & Enc.	2007 Adopted	2008 Mayor's Proposed	Changes from Amount	2007 Percent
SERVICES			2,000	3,421	1,421	71.1%
SALARIES						
MATERIALS AND SUPPLIES			230,623	230,623		
EMPLOYER FRINGE BENEFITS						
STREET SEWER BRIDGE ETC IMPROVEMENT						
DEBT						
MISC TRANSFER CONTINGENCY ETC			900	900		
EQUIPMENT LAND AND BUILDINGS			166,119	164,698	-1,421	-0.9%
Total Spending	0	0	399,642	399,642	0	0.0%
Percent Change From Previous Year		0.0%	0.0%			

City of Saint Paul 2008 Activity Spending Plan Summary Mayor's Proposed Budget

Activity: **33420 METRO LIBRARY SERVICE AGENCY (MELSA)**
 Manager: MELANIE HUGGINS

Department: **11 LIBRARIES**
 Fund: **350 PLA REVENUES AND GRANTS**

Activity Spending Plan by Type of Expenditure	2005 2nd Prior Exp. & Enc.	2006 Last Year Exp. & Enc.	2007 Adopted	2008 Mayor's Proposed	Changes from Amount	2007 Percent
SERVICES			41,197	41,197		
EMPLOYER FRINGE BENEFITS						
DEBT						
MISC TRANSFER CONTINGENCY ETC						
SALARIES						
EQUIPMENT LAND AND BUILDINGS						
STREET SEWER BRIDGE ETC IMPROVEMENT						
MATERIALS AND SUPPLIES			130,053	130,053		
Total Spending	0	0	171,250	171,250	0	0.0%
Percent Change From Previous Year		0.0%	0.0%			

City of Saint Paul 2008 Activity Spending Plan Summary Mayor's Proposed Budget

Activity: **33422 FRIENDS OF THE LIBRARY**
 Manager: MELANIE HUGGINS

Department: **11 LIBRARIES**
 Fund: **350 PLA REVENUES AND GRANTS**

Activity Spending Plan by Type of Expenditure	2005 2nd Prior Exp. & Enc.	2006 Last Year Exp. & Enc.	2007 Adopted	2008 Mayor's Proposed	Changes from Amount	2007 Percent
SALARIES			103,083	61,540	-41,543	-40.3%
EQUIPMENT LAND AND BUILDINGS						
DEBT						
STREET SEWER BRIDGE ETC IMPROVEMENT						
MISC TRANSFER CONTINGENCY ETC						
SERVICES			72,959	133,714	60,755	83.3%
MATERIALS AND SUPPLIES			260,000	333,000	73,000	28.1%
EMPLOYER FRINGE BENEFITS			32,181	19,602	-12,579	-39.1%
Total Spending	0	0	468,223	547,856	79,633	17.0%
Percent Change From Previous Year		0.0%	0.0%			

Authorized Work Force Expense/Occupation	2005 FTE	2006 FTE	2007 Adopted			2008 Mayor's Proposed			Change from 2007	
			FTE	Amount	NI	FTE	Amount	NI	FTE	Amount+NI
0111 249 LIBRARIAN I			1.0	50,304	1,258				-1.0	-51,562
0121 558A LIBRARY ASSOCIATE-PART TIME			1.5	50,264	1,257	1.5	60,039	1,501		10,019
Total Personnel			2.5	100,568	2,515	1.5	60,039	1,501	-1.0	-41,543
Percent Change From Previous Year									-40.0%	-40.3%

City of Saint Paul 2008 Activity Spending Plan Summary Mayor's Proposed Budget

Activity: **33424 PERRIE JONES LIBRARY**
 Manager: DEBORAH J WILLMS

Department: **11 LIBRARIES**
 Fund: **350 PLA REVENUES AND GRANTS**

Activity Spending Plan by Type of Expenditure	2005 2nd Prior Exp. & Enc.	2006 Last Year Exp. & Enc.	2007 Adopted	2008 Mayor's Proposed	Changes from Amount	2007 Percent
SALARIES			42,810	44,048	1,238	2.9%
SERVICES			59,100	59,100		
MATERIALS AND SUPPLIES			2,818	2,818		
EQUIPMENT LAND AND BUILDINGS						
DEBT						
MISC TRANSFER CONTINGENCY ETC						
STREET SEWER BRIDGE ETC IMPROVEMENT						
EMPLOYER FRINGE BENEFITS			13,365	14,031	666	5.0%
Total Spending	0	0	118,093	119,997	1,904	1.6%
Percent Change From Previous Year		0.0%	0.0%			

Authorized Work Force Expense/Occupation	2005 FTE	2006 FTE	2007 Adopted			2008 Mayor's Proposed			Change from 2007	
			FTE	Amount	NI	FTE	Amount	NI	FTE	Amount+NI
0121 007A *LIBRARY SPECIALIST I			1.0	41,766	1,044	1.0	42,974	1,074		1,238
Total Personnel			1.0	41,766	1,044	1.0	42,974	1,074	0.0	1,238
Percent Change From Previous Year									0.0%	2.9%

City of Saint Paul 2008 Activity Spending Plan Summary Mayor's Proposed Budget

Activity: **33446 TEACHING LEARNING LIBRARY**
 Manager: MELANIE HUGGINS

Department: **11 LIBRARIES**
 Fund: **350 PLA REVENUES AND GRANTS**

Activity Spending Plan by Type of Expenditure	2005 2nd Prior Exp. & Enc.	2006 Last Year Exp. & Enc.	2007 Adopted	2008 Mayor's Proposed	Changes from Amount	2007 Percent
SALARIES			79,254	54,469	-24,785	-31.3%
STREET SEWER BRIDGE ETC IMPROVEMENT						
SERVICES			1,004	1,004		
EMPLOYER FRINGE BENEFITS			24,742	17,350	-7,392	-29.9%
DEBT						
MATERIALS AND SUPPLIES						
EQUIPMENT LAND AND BUILDINGS						
MISC TRANSFER CONTINGENCY ETC						
Total Spending	0	0	105,000	72,823	-32,177	-30.6%
Percent Change From Previous Year		0.0%	0.0%			

Authorized Work Force Expense/Occupation	2005 FTE	2006 FTE	2007 Adopted			2008 Mayor's Proposed			Change from 2007	
			FTE	Amount	NI	FTE	Amount	NI	FTE	Amount+NI
0121 250 LIBRARIAN II			0.5	32,158	804	0.3	22,101	553	-0.2	-10,308
0121 558A LIBRARY ASSOCIATE-PART TIME			1.0	45,163	1,129	0.7	31,039	776	-0.3	-14,477
Total Personnel			1.5	77,321	1,933	1.0	53,140	1,329	-0.5	-24,785
Percent Change From Previous Year									-33.3%	-31.3%

Fund 363, Rella Havens

City of Saint Paul 2008 Budget Fund Spending Plan Summary Mayor's Proposed Budget

Fund: **363 RELLA HAVENS MEMORIAL FUND**

Fund Manager: MELANIE HUGGINS

Department: **11 LIBRARIES**

Department Director: MELANIE HUGGINS

Fund Purpose:

THIS FUND WAS ESTABLISHED TO ACCOUNT FOR A DONATION BY A FORMER EMPLOYEE. THE DONATION WAS TO BE USED FOR THE USE AND BENEFIT OF THE SAINT PAUL PUBLIC LIBRARY AS RECOMMENDED BY THE LIBRARY DIRECTOR. EXPEND ANY FUNDS RAISED BY RELLA HAVENS MEMORIAL FUND FOR USE AND BENEFIT OF THE SAINT PAUL PUBLIC LIBRARY.

	Spending Amount					Personnel FTE/Amount (salary+Allowance+Negotiated Increase)						
	2005	2006	2007	2008		2005	2006	2007	2008		Change from 2007	
	2nd Prior Exp. & Enc.	Last Year Exp. & Enc.	Adopted	Mayor's Proposed Amount	Change/Percent	Authorized FTE		Adopted FTE/Amount	Mayor's Proposed FTE/Amount	Change from 2007 FTE/Amount		
by Type of Expenditure												
SALARIES	11,393		23,862	-23,862	-100.0%							
SERVICES	16	16	16	20,016	20,000	*****						
MATERIALS AND SUPPLIES												
EMPLOYER FRINGE BENEFITS	3,792		7,449	-7,449	-100.0%							
MISC TRANSFER CONTINGENCY ETC												
DEBT												
STREET SEWER BRIDGE ETC IMPROVEMENT												
EQUIPMENT LAND AND BUILDINGS												
Spending Total	15,201	16	31,327	20,016	-11,311	-36.1%						
by Activity												
53403 RELLA HAVENS MEMORIAL FUND	15,201	16	31,327	20,016	-11,311	-36.1%	0.5	0.5	0.5	23,862	-0.5	-23,862
Fund Total	15,201	16	31,327	20,016	-11,311	-36.1%	0.5	0.5	0.5	23,862	-0.5	-23,862
Percent Change from Previous Year		-99.9%	195693.8%				0.0%	0.0%			-100.0%	-100.0%

Financing by Major Object Code

Department: **11 LIBRARIES**

SPECIAL FUNDS

		2005 2nd Prior Exp. & Enc.	2006 Last Year Exp. & Enc.	2007 Adopted	2008 Mayor's Proposed	Change from 2007 Adopted
6602	INTEREST ON INVESTMENTS	14,344	17,364	20,000	20,016	16
6611	INC(DEC) FMV OF INVESTMENT	-5,716	116			
	MISCELLANEOUS REVENUE	8,628	17,480	20,000	20,016	16
9830	USE OF FUND BALANCE			11,327		-11,327
9831	CONTRIBUTION TO FUND BALANCE					
	FUND BALANCES	0	0	11,327	0	-11,327
	Fund Total	8,628	17,480	31,327	20,016	-11,311

<u>Department Total</u>	<u>8,628</u>	<u>17,480</u>	<u>31,327</u>	<u>20,016</u>	<u>-11,311</u>
--------------------------------	---------------------	----------------------	----------------------	----------------------	-----------------------

City of Saint Paul 2008 Activity Spending Plan Summary Mayor's Proposed Budget

Activity: **53403 RELLA HAVENS MEMORIAL FUND**
 Manager: MELANIE HUGGINS

Department: **11 LIBRARIES**
 Fund: **363 RELLA HAVENS MEMORIAL FUND**

Activity Spending Plan by Type of Expenditure	2005 2nd Prior Exp. & Enc.	2006 Last Year Exp. & Enc.	2007 Adopted	2008 Mayor's Proposed	Changes from Amount	2007 Percent
SERVICES	16	16	16	20,016	20,000	125000.0%
DEBT						
SALARIES	11,393		23,862		-23,862	-100.0%
MATERIALS AND SUPPLIES						
EQUIPMENT LAND AND BUILDINGS						
EMPLOYER FRINGE BENEFITS	3,792		7,449		-7,449	-100.0%
STREET SEWER BRIDGE ETC IMPROVEMENT						
MISC TRANSFER CONTINGENCY ETC						
Total Spending	15,201	16	31,327	20,016	-11,311	-36.1%
Percent Change From Previous Year		-99.9%	195693.8%			

Authorized Work Force Expense/Occupation	2005 FTE	2006 FTE	2007 Adopted			2008 Mayor's Proposed			Change from 2007	
			FTE	Amount	NI	FTE	Amount	NI	FTE	Amount+NI
0121 038A PUBLIC INFO SPEC I	0.5	0.5	0.5	23,280	582				-0.5	-23,862
Total Personnel	0.5	0.5	0.5	23,280	582		0	0	-0.5	-23,862
Percent Change From Previous Year		0.0%	0.0%						-100.0%	-100.0%

Fund 966, Debt Service

City of Saint Paul 2008 Budget Fund Spending Plan Summary Mayor's Proposed Budget

Fund: **966 LIBRARY AGENCY DEBT SERVICE**

Fund Manager: MELANIE HUGGINS

Department: **11 LIBRARIES**

Department Director: MELANIE HUGGINS

Fund Purpose:

TO ACCOUNT FOR THE LIBRARY GENERAL OBLIGATION DEBT SERVICE.

	Spending Amount					Personnel FTE/Amount (salary+Allowance+Negotiated Increase)				
	2005	2006	2007	2008		2005	2006	2007	2008	Change from
	2nd Prior Exp. & Enc.	Last Year Exp. & Enc.	Adopted	Mayor's Proposed Amount	Change/Percent	Authorized FTE	Adopted FTE/Amount	Mayor's Proposed FTE/Amount	2007 FTE/Amount	2007 FTE/Amount
by Type of Expenditure										
SALARIES										
SERVICES										
MATERIALS AND SUPPLIES										
EMPLOYER FRINGE BENEFITS										
MISC TRANSFER CONTINGENCY ETC	2,302,140	2,050,163	2,004,874	1,940,911	-63,963	-3.2%				
DEBT	528,550	528,550	1,188,825	1,181,825	-7,000	-0.6%				
STREET SEWER BRIDGE ETC IMPROVEMENT										
EQUIPMENT LAND AND BUILDINGS										
Spending Total	2,830,690	2,578,713	3,193,699	3,122,736	-70,963	-2.2%				
by Activity										
83400 LIBRARY PRIOR YEAR DEBT SERVICE	2,302,140	2,050,163	2,004,874	1,940,911	-63,963	-3.2%				
83401 LIBRARY DEBT SERVICE-SUBSEQUENT YR			462,275	459,775	-2,500	-0.5%				
83402 LIBRARY DEBT SERV-2004 BONDS	528,550	528,550	726,550	722,050	-4,500	-0.6%				
Fund Total	2,830,690	2,578,713	3,193,699	3,122,736	-70,963	-2.2%			0.0	0
Percent Change from Previous Year		-8.9%	23.8%							

Financing by Major Object Code

Department: **11 LIBRARIES**

DEBT SERVICE

		2005 2nd Prior Exp. & Enc.	2006 Last Year Exp. & Enc.	2007 Adopted	2008 Mayor's Proposed	Change from 2007 Adopted
1001	CURRENT - TAXPAYER	1,933,230	1,963,782	2,586,281	2,554,437	-31,844
	TAXES	1,933,230	1,963,782	2,586,281	2,554,437	-31,844
3446	MARKET VALUE HOMESTEAD CREDIT	150,782	120,230	145,143	108,524	-36,619
	INTERGOVERNMENTAL REVENUE	150,782	120,230	145,143	108,524	-36,619
6602	INTEREST ON INVESTMENTS	50,524	48,323	20,000	20,000	
6611	INC(DEC) FMV OF INVESTMENT	-18,748	415			
	MISCELLANEOUS REVENUE	31,776	48,738	20,000	20,000	0
7306	TRANSFER FROM CAP PROJ FUND-OTHER	105,000				
	TRANSFERS	105,000	0	0	0	0
9830	USE OF FUND BALANCE			462,275	459,775	-2,500
9831	CONTRIBUTION TO FUND BALANCE			-20,000	-20,000	
	FUND BALANCES	0	0	442,275	439,775	-2,500
	Fund Total	2,220,788	2,132,750	3,193,699	3,122,736	-70,963

<u>Department Total</u>	<u>2,220,788</u>	<u>2,132,750</u>	<u>3,193,699</u>	<u>3,122,736</u>	<u>-70,963</u>
--------------------------------	-------------------------	-------------------------	-------------------------	-------------------------	-----------------------

City of Saint Paul 2008 Activity Spending Plan Summary Mayor's Proposed Budget

Activity: **83400 LIBRARY PRIOR YEAR DEBT SERVICE**
 Manager: MELANIE HUGGINS

Department: **11 LIBRARIES**
 Fund: **966 LIBRARY AGENCY DEBT SERVICE**

Activity Spending Plan by Type of Expenditure	2005 2nd Prior Exp. & Enc.	2006 Last Year Exp. & Enc.	2007 Adopted	2008 Mayor's Proposed	Changes from Amount	2007 Percent
MISC TRANSFER CONTINGENCY ETC DEBT MATERIALS AND SUPPLIES STREET SEWER BRIDGE ETC IMPROVEMENT SERVICES EMPLOYER FRINGE BENEFITS EQUIPMENT LAND AND BUILDINGS SALARIES	2,302,140	2,050,163	2,004,874	1,940,911	-63,963	-3.2%
Total Spending	2,302,140	2,050,163	2,004,874	1,940,911	-63,963	-3.2%
Percent Change From Previous Year		-10.9%	-2.2%			

City of Saint Paul 2008 Activity Spending Plan Summary Mayor's Proposed Budget

Activity: **83401 LIBRARY DEBT SERVICE-SUBSEQUENT YR**
 Manager: MELANIE HUGGINS

Department: **11 LIBRARIES**
 Fund: **966 LIBRARY AGENCY DEBT SERVICE**

Activity Spending Plan by Type of Expenditure	2005 2nd Prior Exp. & Enc.	2006 Last Year Exp. & Enc.	2007 Adopted	2008 Mayor's Proposed	Changes from Amount	2007 Percent
DEBT			462,275	459,775	-2,500	-0.5%
EQUIPMENT LAND AND BUILDINGS						
SALARIES						
EMPLOYER FRINGE BENEFITS						
MISC TRANSFER CONTINGENCY ETC						
SERVICES						
MATERIALS AND SUPPLIES						
STREET SEWER BRIDGE ETC IMPROVEMENT						
Total Spending	0	0	462,275	459,775	-2,500	-0.5%
Percent Change From Previous Year		0.0%	0.0%			

City of Saint Paul 2008 Activity Spending Plan Summary Mayor's Proposed Budget

Activity: **83402 LIBRARY DEBT SERV-2004 BONDS**
 Manager: MELANIE HUGGINS

Department: **11 LIBRARIES**
 Fund: **966 LIBRARY AGENCY DEBT SERVICE**

Activity Spending Plan by Type of Expenditure	2005 2nd Prior Exp. & Enc.	2006 Last Year Exp. & Enc.	2007 Adopted	2008 Mayor's Proposed	Changes from Amount	2007 Percent
DEBT	528,550	528,550	726,550	722,050	-4,500	-0.6%
EQUIPMENT LAND AND BUILDINGS						
EMPLOYER FRINGE BENEFITS						
MISC TRANSFER CONTINGENCY ETC						
STREET SEWER BRIDGE ETC IMPROVEMENT						
SALARIES						
SERVICES						
MATERIALS AND SUPPLIES						
Total Spending	528,550	528,550	726,550	722,050	-4,500	-0.6%
Percent Change From Previous Year		0.0%	37.5%			

Appendix

Glossary

Activity. An activity is a subunit of a fund. Each fund contains one or more activities, a specific and distinguishable budgetary unit of work or service. Activities are detailed levels of budget spending authority created to accomplish the approved objectives of the fund.

Activity Manager. Each activity manager shares in the authorities and responsibilities of the fund manager. In addition, each activity manager's responsibilities include attaining the performance objectives assigned to their activity, approving spending payments and directing the day-to-day operations of their activity.

Activity Number. A five(5)-digit number which uniquely identifies the activity. The first digit indicates the fund type.

ALA. The American Library Association is a national organization for library staff.

Capital Improvement Budget (C.I.B.). A plan for capital expenditures (physical development of the City) to be incurred each year, over a fixed number of years, in order to meet capital needs arising for the long-term work program.

Debt Service Fund. A fund established to account for the financial resources used for the payment of long-term general obligation debt principal, interest, and related costs.

Full Time Equivalent (FTE). A personnel position which is financed for the equivalent of 80 hours per pay period for 26.1 pay periods (a typical year), or 2088 hours in a year. This is roughly equivalent to 40 hours per week for 52 weeks. For example, a .5 FTE would represent 20 hours per week for 52 weeks, or 40 hours per week for 26 weeks. A 1.0 FTE is a general reference to a position normally working for a year.

Fund. Each individual fund is a separate accounting entity having its own assets, liabilities, revenues and expenditures or expenses. Financial resources are allocated to, and accounted for, in individual funds based on legal, donor, or administrative restrictions or requirements.

Fund Balance. An equity account reflecting the excess of accumulated assets over accumulated liabilities and reserves (monies set aside for specific purposes).

Fund Number. A three-digit number which uniquely identifies the fund.

IMLS. The Institute of Museum and Library Services is a federal grant-making agency supporting the nation's museums and libraries. It was created by the Museum and Library Services Act of 1996.

LGA. Acronym for local government aid. Begun in 1971, this program was designed to provide indirect property tax relief through the redistribution of income tax and sales tax revenues collected at the state level to local units of government. The amount of funding received by local units of government is based on a distribution formula determined by the Minnesota State Legislature. The City of Saint Paul passed a portion of their LGA to the Saint Paul Public Library Agency as part of the Agency's financing.

LSTA. Library Services and Technology Act of 1996, a section of the federal Museum and

Library Services Act, promotes access to library services for people of all ages. The funds are distributed to State Library Agencies according to a formula based on population. The state agencies may further distribute the funds to individual libraries through a series of sub-grants.

MELSA. The Metropolitan Library Service Agency, serving the nine public library systems in the metropolitan area, is one of twelve Regional Public Library Systems in Minnesota. The Regional Public Library Systems are multi-county public library service agencies that provide free access to all residents of the region without discrimination and are organized under the provisions of Minnesota Statutes 134.317 or 471.59.

MINITEX. The MINITEX Library Information Network is a publicly supported network of academic, public, state government, and special libraries working cooperatively to improve library service for their users. The MINITEX program is funded by the Minnesota Legislature through the Minnesota Higher Education Services Office (MHESO). Programs for Minnesota public libraries are funded through a contract with the Minnesota Office of Library Development and Services.

MLS. The Master of Library Science is the primary professional degree for librarians.

Object Code. A four-digit code assigned to a specific type of receipt or expenditure. A major object code is a grouping of expenditures or receipts on the basis of the types of goods or services purchased or rendered. For example, professional services, materials, supplies, and equipment are major object codes.

Operating Transfer In/Out. Inter-fund transfers are legally authorized transfers between a fund receiving revenue and a fund where resources are expended.

Performance Plan. A fund manager's estimate of the service level desired by the Mayor, Library Board, and residents of the City. Includes mission statement, objectives and performance indicators.

PJ. Perrie Jones, a former Saint Paul Public Library director, made a bequest of her estate to the Library to be used for staff training and development and outreach services. The fund is administered through the Friends of the Saint Paul Public Library and the Perrie Jones Library Fund Advisory Board.

Special Revenue Fund. A fund established to account for the proceeds of specific revenue sources (other than special assessments, expendable trusts, and capital projects) that are legally restricted to expenditures for specified functions or activities.

Spending Plan. Provides a unit or subunit of an organization with spending authority to pay for the resources required to effectively accomplish the performance plan.

VISTA. Volunteers in Service to America are college age individuals who work for a nominal salary in public services locations. This federal program has funded up to three VISTA workers a year to coordinate literacy projects in the Library.