









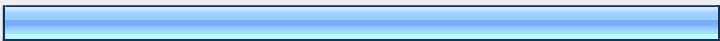












Highland Park Library & Hillcrest Recreation Center User Survey









1. In the last 12 months, I have visited the Highland Park Branch Library:			Response Percent	Response Count
Never			2.9%	34
1-2 times			7.3%	85
3-5 times			16.2%	189
6-9 times			13.1%	153
More than 10 times			60.6%	709
			answered question	1170
			skipped question	0







2. In the last 12 months, I have visited the Hillcrest Recreation Center:			Response Percent	Response Count
Never			39.5%	462
1-5 times			31.9%	373
6-10 times			9.7%	113
11-15 times			4.6%	54
More than 15 times			14.4%	168
			answered question	1170
			skipped question	0








3. To get to the Highland Park Branch Library and Hillcrest Recreation Center, I usually (choose 1):			Response Percent	Response Count
Drive			79.0%	897
Walk			16.7%	190
Ride a bike or skateboard			1.3%	15
Take the bus or use Metro Mobility			1.4%	16
Get a ride from someone			0.8%	9
Other			0.7%	8
			answered question	1135
			skipped question	35

4. When I want to use a computer, I usually:			Response Percent	Response Count
Use the computer I have at home			81.2%	922
Use a computer I have access to at work or school			7.0%	79
Come to the library or community center to use a computer			7.8%	88
Go to some other place			0.4%	5
I don't use computers			3.6%	41
			answered question	1135
			skipped question	35











5. The main reason I visit the Highland Park Branch Library is (choose 1):

		Response Percent	Response Count
To check out books, DVDs and other library materials		87.7%	987
To attend storytimes or other children's activities		2.2%	25
To read, browse materials, or do research		5.4%	61
To visit with friends, simply hang out, or pass the time		0.7%	8
To attend a meeting, to take a class or workshop, or to attend an adult cultural program		1.1%	12
To study, do homework, or get help with homework		1.0%	11
To look for a job		0.5%	6
Does not apply, I visit another library or I do not visit the Highland Park Branch Library		1.3%	15
		answered question	1125
		skipped question	45









6. The main reason I visit the Hillcrest Recreation Center is:			Response Percent	Response Count
To participate in a sport			3.1%	35
To take my children for sports activities			28.0%	315
To use time after school having fun or doing homework			1.8%	20
To take a class			9.9%	111
To get physical exercise			11.6%	131
Does not apply, I visit another recreation center or I do not visit the Hillcrest Recreation Center			45.6%	513
		answered question		1125
		skipped question		45





7. The one change that would most improve the Highland Park Branch Library and Hillcrest Recreation Center for me is (choose 1):			Response Percent	Response Count
Longer hours			17.6%	197
More parking			31.5%	353
Easy to locate materials			2.3%	26
More staff to help			2.6%	29
More computers			2.0%	22
More meeting space			1.3%	14
Cool spaces for kids and teens			9.9%	111
Other amenities, such as a coffee shop, snack bar, or mailing services			13.8%	154
Other (please specify)			19.0%	213
		answered question		1119
		skipped question		51


8. If the Highland Park Branch Library had additional space to add more materials, programs, and services, I would most like to add (choose 1):

		Response Percent	Response Count
Technology classes		14.4%	161
An interactive children's area and more children's learning programs		26.4%	295
Job or business assistance and workshops		4.1%	46
Teen activities (events, book clubs, tech workshops)		11.4%	127
Homework help		2.4%	27
Help with adult literacy		2.7%	30
Conversation circles for practicing other languages		8.8%	98
More classrooms and meeting rooms		4.3%	48
Does not apply, I visit another library or I do not visit the Highland Park Branch Library		4.1%	46
Other (please specify)		21.3%	238
		<i>answered question</i>	1116
		<i>skipped question</i>	54

9. If the Hillcrest Recreation Center had additional space to add more programs and services, I would most like to add (choose 1):

		Response Percent	Response Count
More gymnasium space		14.2%	159
More ball fields		2.8%	31
A performance space/stage		10.4%	116
Larger dressing room/locker room areas		2.2%	24
More classrooms and meeting rooms		6.8%	76
More activities for teens		14.5%	162
Does not apply, I visit another recreation center or I do not visit the Hillcrest Recreation Center		30.0%	335
Other (please specify)		19.1%	213
		<i>answered question</i>	1116
		<i>skipped question</i>	54

10. I would use the Highland Park Branch Library and Hillcrest Recreation Center more if the facility contained:			Response Percent	Response Count
A coffee shop or cafe			38.3%	427
Other community social services, such as services for seniors			7.5%	84
Government services, such as a post office or license/passport services			24.4%	272
A copy center, such as Kinko's			6.6%	73
Retail stores, such as a gift shop			1.2%	13
Other (please specify)			22.0%	245
		answered question		1114
		skipped question		56

11. My home zip code is:			Response Percent	Response Count
ZIP/Postal Code:			100.0%	1086
		answered question		1086
		skipped question		84

12. My home address is: *You do not have to answer this question in order to complete the survey. Its purpose is to inform the Library and Parks & Recreation where users come from and how far they travel to reach this Library and Recreation Center.

		Response Percent	Response Count
Address:		93.3%	500
Address 2:		3.9%	21
City/Town:		70.7%	379
State:		71.6%	384
ZIP/Postal Code:		42.0%	225
		answered question	536
		skipped question	634

13. My age is:

		Response Percent	Response Count
13-17		3.2%	35
18-24		2.9%	31
25-34		10.8%	117
35-44		29.8%	324
45-54		27.5%	299
55-64		15.1%	164
65-74		7.1%	77
Over 74		3.6%	39
		answered question	1086
		skipped question	84