

















Sun Ray Library & Conway Recreation Center User Survey






1. In the last 12 months, I have visited the Sun Ray Branch Library:			
		Response Percent	Response Count
Never		20.8%	76
1-2 times		14.5%	53
3-5 times		16.2%	59
6-9 times		13.2%	48
More than 10 times		35.3%	129
		answered question	365
		skipped question	0

2. In the last 12 months, I have visited the Conway Recreation Center:			
		Response Percent	Response Count
Never		47.1%	172
1-5 times		26.0%	95
6-10 times		6.6%	24
11-15 times		1.9%	7
More than 15 times		18.4%	67
		answered question	365
		skipped question	0











3. To get to the Sun Ray Branch Library and Conway Recreation Center, I usually (choose one):







		Response Percent	Response Count
Drive		80.5%	277
Walk		10.8%	37
Ride a bike or skateboard		1.2%	4
Take the bus or use Metro Mobility		1.7%	6
Get a ride from someone		2.3%	8
Other		3.5%	12
		<i>answered question</i>	344
		<i>skipped question</i>	21










4. When I want to use a computer, I usually:

		Response Percent	Response Count
Use the computer I have at home		73.3%	252
Use a computer I have access to at work or school		6.1%	21
Come to the library or community center to use a computer		11.9%	41
Go to some other place		0.3%	1
I don't use computers		8.4%	29
		<i>answered question</i>	344
		<i>skipped question</i>	21











5. The main reason I visit the Sun Ray Branch Library (choose 1):

		Response Percent	Response Count
To check out books, DVDs and other library materials		62.1%	210
To attend storytimes or other children's activities		3.6%	12
To use the computers		3.6%	12
To learn English or another language		0.6%	2
To read, browse materials, or do research		7.4%	25
To visit with friends, simply hang out, or pass the time		0.6%	2
To attend a meeting, to take a class or workshop, or to attend an adult cultural program		2.1%	7
To study, do homework, or get help with homework		0.9%	3
To look for a job		1.8%	6
Does not apply, I visit another library or I do not visit the Sun Ray Branch Library		17.5%	59
		<i>answered question</i>	338
		<i>skipped question</i>	27










6. The main reason I visit the Conway Recreation Center is:			Response Percent	Response Count
To participate in a sport			8.6%	29
To take my children for sports activities			12.7%	43
To use time after school having fun or doing homework			3.3%	11
To take a class			16.6%	56
To get physical exercise			11.5%	39
Does not apply, I visit another recreation center or I do not visit the Hillcrest Recreation Center			47.3%	160
			<i>answered question</i>	338
			<i>skipped question</i>	27







7. The one change that would most improve the Sun Ray Branch Library and Conway Recreation Center for me is (choose 1):			Response Percent	Response Count
Longer hours			13.8%	46
More parking			10.8%	36
Easy to locate materials			3.6%	12
More staff to help			6.3%	21
More computers			5.4%	18
More meeting space			1.8%	6
Cool spaces for kids and teens			9.9%	33
Other amenities, such as a coffee shop, snack bar, or mailing services			15.6%	52
Other (please specify)			32.9%	110
			<i>answered question</i>	334
			<i>skipped question</i>	31


8. If the Sun Ray Branch Library had additional space to add more materials, programs, and services, I would most like to add (choose 1):

		Response Percent	Response Count
Technology classes		13.1%	43
An interactive children's area and more children's learning programs		18.8%	62
Job or business assistance and workshops		4.9%	16
Teen activities (events, book clubs, tech workshops)		8.2%	27
Programs and events for adults		18.5%	61
Help with adult literacy		1.8%	6
More help with English or another language and help understanding how to live in America		4.0%	13
More classrooms and meeting rooms		4.9%	16
Does not apply, I visit another library or I do not visit the Sun Ray Branch Library		10.0%	33
Other (please specify)		15.8%	52
		<i>answered question</i>	329
		<i>skipped question</i>	36

9. If the Conway Recreation Center had additional space to add more programs and services, I would most like to add (choose 1):

		Response Percent	Response Count
More gymnasium space		4.0%	13
A wood floor in the existing gym		3.0%	10
Art programming space		9.7%	32
A computer lab		6.1%	20
More classrooms		4.6%	15
A larger fitness area		8.2%	27
An indoor walking track		21.0%	69
Does not apply, I visit another recreation center or I do not visit the Conway Recreation Center		27.1%	89
Other (please specify)		16.4%	54
		<i>answered question</i>	329
		<i>skipped question</i>	36

10. I would use the Sun Ray Branch Library and Conway Recreation Center more if the facility contained:			Response Percent	Response Count
A coffee shop or cafe			29.7%	97
Other community social services, such as services for seniors			15.0%	49
Government services, such as a post office or license/passport services			17.7%	58
A copy center, such as Kinko's			8.0%	26
Retail stores, such as a small market			2.8%	9
Other (please specify)			26.9%	88
	answered question			327
	skipped question			38

11. My home zip code is:			Response Percent	Response Count
ZIP/Postal Code:			100.0%	310
	answered question			310
	skipped question			55

12. My home address is: *You do not have to answer this question in order to complete the survey. Its purpose is to inform the Library and Parks & Recreation where users come from and how far they travel to reach this Library and Recreation Center.

		Response Percent	Response Count
Address:		94.3%	148
Address 2:		7.6%	12
City/Town:		80.9%	127
State:		79.0%	124
ZIP/Postal Code:		48.4%	76
		answered question	157
		skipped question	208

13. My age is:

		Response Percent	Response Count
13-17		4.2%	13
18-24		4.2%	13
25-34		12.9%	40
35-44		19.4%	60
45-54		27.1%	84
55-64		15.5%	48
65-74		8.7%	27
Over 74		8.1%	25
		answered question	310
		skipped question	55